







CONSTRUCTION NOTES

- REFER TO DRAWINGS G-2 ADDITIONAL NOTES AND SPECIFICATIONS.
- GENERAL CONTRACTOR SHALL VISIT THE JOBSITE TO FAMILIARIZE HIMSELF WITH THE EXISTING CONDITIONS AND THE GENERAL SCOPE OF WORK. ANY EXISTING ITEMS AND/OR CONDITIONS NOT SHOWN ON THESE DRAWINGS OR THOSE THAT FOLLOW, AND/OR ARE INFERABLE AND NECESSARY TO BE REMOVED OR MODIFIED, SHALL BE DONE SO WITHOUT ANY ADDITIONAL TIME AND/OR EXPENSE TO THIS CONTRACT.
- ANY DISCREPANCY IN THE CONTRACT DOCUMENTS MUST BE BROUGHT TO THE ATTENTION OF ARCHITECT, FAILURE TO DO SO MAY RESULT IN REDO OF FINISHED WORK THAT DOES NOT ADHERE TO THE INTENT OF THE CONTRACT DOCUMENTS.
- DO NOT SCALE THE DRAWING.** USED FIGURED DIMENSIONS ONLY. LARGE SCALE DETAILS GOVERN OVER SMALL SCALE. ARCHITECT SHALL BE NOTIFIED OF ANY DISCREPANCIES ON THE DRAWINGS.
- G.C SHALL COORDINATE ARCHITECTURAL DRAWINGS WITH MECHANICAL, ELECTRICAL, PLUMBING AND SPRINKLER DRAWINGS.
- ALL WORK SHALL BE EXECUTED IN A CLASS 'A' MANNER AND SHALL NOT BE SIGNED OFF UNTIL ACCEPTABLE TO OWNER.
- ALL INTERIOR CONSTRUCTION SHALL COMPLY WITH ALL APPLICABLE CODES AND ORDINANCES IN PLACE IN THE LOCATION OF WORK, CORRIDORS AND ALL OTHER CLEARANCES SHOULD BE CHECKED WITH ARCHITECT PRIOR THE FABRICATION OF ANY WORK, CONTRACTOR SHALL BE RESPONSIBLE FOR CORRECTING SAME AT HIS OWN EXPENSE.
- ALL SUB CONTRACTORS PERFORMING WORK IN THIS BUILDING SHALL APPLY FOR THE "RULES AND REGULATIONS FOR TENANT ALTERATIONS" WITH THE BUILDING MANAGER'S OFFICE AND CONFORM ACCORDINGLY. ALL ROUGH CARPENTRY WOODWORK SHALL BE TREATED FOR FIRE RETARDATION WITH U.L. APPROVED MATERIAL. FLAME SPREAD RATING NOT TO EXCEED 25.
- CONTRACTOR SHALL FURNISH AND INSTALL NEW ACCESS DOORS WHEREVER REQUIRED FOR PLUMBING, ELECTRICAL, HVAC, SPRINKLER, ETC. SYSTEMS FOR WORK ACCESS AND MAINTENANCE.
- NEW WALLS ARE DIMENSIONED TO THE FINISH FACE OF WALL THICKNESS UNLESS OTHERWISE NOTED, ALL GYPSUM BOARD TO BE 5/8" THK, TYPE 'X', UNLESS OTHERWISE NOTED. GREEN BOARD TO BE USED IN TOILETS WHERE PAINT IS USED AND DUROCK IN TOILETS WHERE TILE IS USED.
- ALL THERMAFIBER SOUND ATTENUATING BLANKETS SHALL BE A MINIMUM OF 2" THK FOR 2 1/2" STUDS, 4" THK FOR 3 5/8" & 4" STUDS AND 6" THK FOR 6" STUDS UNLESS OTHERWISE NOTED.
- ALL CEILINGS SEPARATING RETAIL SPACE FROM TENANT ABOVE SHALL BE ONE HOUR FIRE RATED AND PATCHED SMOOTH TO RECEIVE NEW FINISHES. REFER TO REFLECTED CEILING PLAN FOR GWD CEILINGS, AND REFER TO FINISH PLAN FOR FINISH SPECIFICATIONS.
- GENERAL CONTRACTOR TO SUPPLY SPECIFIED FIRE EXTINGUISHERS, LOCATION OF EXTINGUISHERS AS REQUIRED BY LOCAL AUTHORITY.
- ILL AND SEAL ALL EXISTING CORE DRILLED HOLES LEFT UNUSED IN THE FLOOR SLAB AND CEILING SLAB.
- PATCH AND REPAIR OR REPLACE ALL EXISTING AND NEW WORK DAMAGED BY CONSTRUCTION.
- LAMINATE AND OR PLASTER ALL EXISTING EXPOSED CORE WALLS AND PERIMETER COLUMNS AND WALL SURFACES WHICH ARE DAMAGE OR MISSING WITH ONE NEW LAYER OF GYPSUM BOARD SHIM AS REQ.
- FIRESTOP AND FIRESAFE ALL EXISTING DEMISING PARTITIONS, CORE WALLS, ETC. AS REQUIRED BY BUILDING DEPARTMENT RULES AND REGULATIONS.
- THE CONTRACTOR IS RESPONSIBLE FOR THE FINAL CLEAN UP OF THE ENTIRE PREMISES, TO INCLUDE, BUT NOT LIMITED TO, FLOORS, MILLWORK, FIXTURES, ETC., FOLLOWING THE INSTALLATION OF MILLWORK, TO THE SATISFACTION OF THE OWNERS REPRESENTATIVE.
- CONTRACTOR TO RESULD ANY PERIMETER WALLS AS TIGHT AS POSSIBLE TO ANY EXISTING PLUMBING RISERS, PLASTERS OR LAMINATE WITH 5/8" GYPSUM BOARD.
- ALL METAL STUDS SHALL REPAIR ANY LOOSE OR MISSING FIREPROOFING FROM STRUCTURAL ELEMENTS AND OTHER RATED ELEMENTS OF THE SPACE.
- GENERAL CONTRACTOR SHALL REPAIR ANY LOOSE OR MISSING FIREPROOFING FROM STRUCTURAL ELEMENTS AND OTHER RATED ELEMENTS OF THE SPACE.
- G.C TO SUPPLY AND INSTALL 3/4" F.R. BLOCKING OR APPROVED METAL FLAT STOCK BEHIND ALL GYP, BRD, WALLS, WITH MILLWORK, G.C. SHALL COORDINATE WITH MILLWORKER FOR REQUIRED LOCATIONS & ADEQUACY OF BLOCKING REQUIREMENTS AND PROVIDE ALL SUCH BLOCKING PRIOR TO CLOSING UP ANY AND ALL WALLS, COLUMNS, ETC. TO MEET SUCH REQUIREMENTS, SEE MILLWORK SHOP DRAWINGS FOR ALL FIXTURE INFORMATION.

WALL LEGEND

-  WALL TYPE 1
TYPICAL NON LOAD BEARING 8" CMU WALL W/ VERTICAL REINFORCING. SEE STRUCTURE FOR DETAILS.
-  WALL TYPE 2
CONCRETE WAL. SEE STRUCTURE FOR DETAILS.
-  WALL TYPE 3
TYPICAL 5" UNIT DEMISING PARTITION GYP. ON BOTH SIDES - FIRE RATED
-  WALL TYPE 4
TYPICAL 4" INTERIOR PARTITION NON-RATED. GYP. ON BOTH SIDES
-  WALL TYPE 5
TYPICAL 4" WET WALL NON-RATED. GYP. ON ONE SIDE.
-  WALL TYPE 6
TYPICAL 6" WET WALL NON-RATED. GYP. ON BOTH SIDES.

SEE TYPICAL WALL TYPES SHEET A7-1.03 & A7-1.04 FOR DETAILS

TERMITE CONTROL

THE BUILDING HAS TO RECEIVE A COMPLETE TREATMENT FOR THE PREVENTION OF SUBTERRANEAN TERMITES. TREATMENT SHALL BE IN ACCORDANCE WITH RULES AND LAWS ESTABLISHED BY THE FLORIDA DEPARTMENT OF AGRICULTURE AND CONSUMER SERVICES. A CERTIFICATE OF COMPLIANCE SHALL BE ISSUED TO THE BUILDING DEPARTMENT BY THE LICENSED PEST CONTROL COMPANY.

GENERAL NOTES

- EGRESS DOOR SHALL BE OPERABLE WITH ONLY ONE MECHANISM & WITHOUT ANY SPECIAL KNOWLEDGE OR TOOL.
- DOORS & WINDOWS TO BE IMPACT RESISTANT, FOR NOA INFORMATION REFER TO WINDOWS & DOOR SCHEDULE.
- BATHUB & SHOWER FLOORS & WALLS ABOVE BATHTUBS WITH INSTALLED SHOWER HEADS & IN SHOWER COMPARTMENTS SHALL BE FINISHED WITH A NON-ABSORBENT SURFACE EXTENDED TO A HEIGHT OF NOT LESS THAN 6 FT ABOVE THE FLOOR.
- ACOUSTICAL TEST REPORTS ARE REQUIRED TO COMPLY WIT F.B.C. 1207.2, F.B.C. 1207.3, & F.B.C. 603.1

PERMIT SET

A-402

MUNICIPALITY STAMP

12 CASAS

NW 10TH STREET
POMPAN0 BEACH, FL 33060

JUAN FERNANDEZ
WILKEZ

500 PEMBROKE RD
WEST PARK | FL | 33021

PERMIT SET

ARCHITECT:

SIGNATURE:

RICARDO J. MUNIZ-GUILLET
LIC# AR97841

2030 HABERSHAM TRCE | CUMMING |
GA 30041 - 954 812 6650
RICARDO@MUVEARCH.COM
AA#26003161



DESIGNER:



1555 NORTH PARK DRIVE #102 WESTON
FL 33326
954 850 9965
ADMIN@REDOCTOPUSLLC.COM

CONSULTING ENGINEERS:

MEP:

NAME
ADDRESS
CITY / ZIP
t | PHONE

STRUCTURAL ENGINEER:

NAME
ADDRESS
CITY / ZIP
t | PHONE

CIVIL ENGINEER:

ZEPHYR ENGINEERING
5451 PIERCE STREET
HOLLYWOOD | 33021
t | 786-302-7693

SHEET ISSUE DATE:

PROJECT NO.: 2406

DRAWN BY: MO APPROVED BY: YM

ALL DRAWINGS AND WRITTEN MATERIALS
HEREIN CONSTITUTE ORIGINAL WORK OF
THE DESIGNER AND MAY ONLY BE
DUPLICATED WITH THEIR WRITTEN
CONSENT

SHEET TITLE:

GROUND FLOOR &
ROOF PLAN MODEL A

SCALE:

As Indicated

SHEET NO:

A-402